

American Coach



Plush fabric interior provides a quiet ride.



Stylish rear cap & bumper provide a modern appearance.

American Coach Key Features & Benefits

Chassis Specifications

- High quality Ford E450, F550, GM610, International or Freightliner chassis

Conversion Specifications

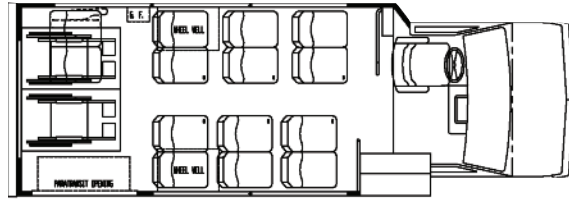
- Distinctively styled fiberglass front and rear caps
- Molded fiberglass skirts and wheel flares
- Interior with attractive cloth/padded vinyl
- Clear view solid windows
- Steelguard construction with 1½" x 1½" steel cage construction for superior durability
- Padded vinyl driver's area
- Soft interior with attractive cloth/padded vinyl
- LED marker lights



Clear-view solid windows provide a seamless look.



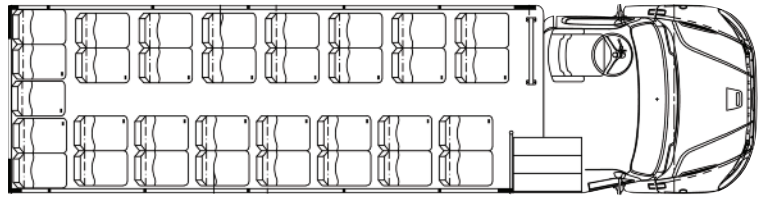
Convenient driver's console is easily accessible.



American 23 158" Wheelbase



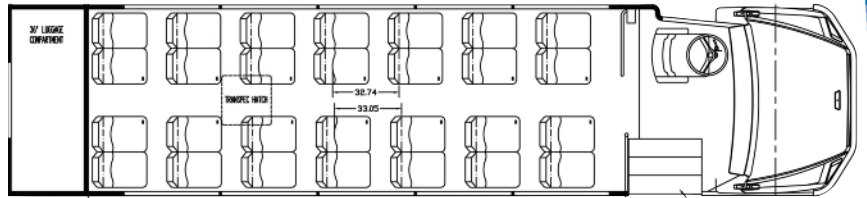
F550 Ford



Defender M2 Freightliner 220" Wheelbase



1 1/2" x 1 1/2" Steelguard® construction provides superior durability.



International 3200 254" Wheel Base

American Coach Specifications

Models	Ford E450	Ford F550	Freightliner M2	International 3200
GVWR	14,500	18,000	17,500	19,500
Length	23, 25	24' 8"	25'	35'
Passengers				
• w/rear luggage	21		28	
• w/o rear luggage	25	12	33	
Wheel base	158", 176", 190"	158"	220"	254"
Exterior height	112"	116"	114"	123"
Exterior width	96"	96"	96"	96"
Interior height	78"	78"	78"	78"
Interior width	90"	90"	90"	90"
Ground to fixed step	10.5" max	10.5" max	12" max	12" max

General Coach America, Inc. reserves the right to make changes at anytime on price, colors, materials, equipment, design specifications and models. Dealers will provide up-to-date specification and options available at an extra cost.



A Quality GM Chassis Converter



GENERAL COACH
America, Inc.

Thor Industries Commercial Bus Division

275 Graham Road

Imlay City, MI 48444

Phone: 800.331.5761 • www.generalcoachamerica.com